

lusotufo®

rugs & carpets for life

# CUSTOM-MADE

EXTREME RUGS







# INDEX

<b>OUR HISTORY</b>	<b>04</b>
<b>EXTREME RUGS</b>	<b>06</b>
<b>HOW TO DEVELOP AN EXTREME RUG STEP-BY-STEP</b>	<b>10</b>
<b>FINISHES</b>	<b>14</b>
<b>THE RIGHT DIMENSIONS FOR YOUR RUG OR RUNNER</b>	<b>18</b>
<b>EXAMPLES</b>	<b>38</b>
<b>INSPIRATIONAL GALLERY</b>	<b>46</b>

The colours shown may differ slightly from the original product.





lusotufo®  
rugs & carpets for life



# 85 years providing solutions

---

Over the past 85 years our extensive experience has enabled us to grow and invest with confidence in the development of an ever increasing number of standard and custom-made carpet and rug qualities.

Having absolute control over the entire production process from raw materials to blending, dyeing, spinning, tufting and finishing provides us with an important competitive advantage giving an additional guarantee to the quality and accuracy of our products.

Unique textile floor coverings are manufactured at Lusotufo on a daily basis for residential areas and hospitality projects, fulfilling commercial requirements in a vast variety of styles.



---

Carpet | LES BEST  
Finish | JUST



# EXTREME RUGS

Unleash your Creativity

---

Extreme rugs play a decisive role in interior decoration, their uniqueness is capable of transforming the home environment with extreme originality.



Carpet | PERLA  
Finish | PERLON





# CUSTOMIZED DESIGN & VERSATILITY OF SHAPES

---

From the combination of differing carpet styles, a unique and personalised piece is created allowing the client to select design, colour and texture that fulfills their vision for the rug.

The **Extreme Rug** is versatile in its formation and finishes. The client can select a more natural shape such as rectangular, square, circular and oval or a shape entirely of their own choosing.

# HOW TO DEVELOP AN EXTREME RUG STEP-BY-STEP

---



## **STYLE, DRAWING AND MATERIALS AS PROPOSED BY THE CLIENT**

The client selects their own style, design, shape and colours along with the required finish.

## **DEVELOPMENT AND FREE DESIGN**

Our vastly experienced design team using the latest technology interpret the client's selection free of any charge.

## **BUDGETING**

The cost of the finished rug is calculated taking into account the material required, colour selection, size of the rug and an estimate for time and cost of labour.



### SELECTION AND PREPARATION OF REQUIRED CARPET PIECE

Following budget approval by the client, the fully automated cutting process takes place through a state of the art CAD/CAM system.

### ASSEMBLING

The rug assembly takes place manually by combining all relevant pieces on a lining with the selected finishes.

### QUALITY CONTROL AND PACKAGING

Once the rug is fully assembled and finished, a detailed inspection and verification takes place followed by photography, packaging and despatch to the client.



### TIME OF EXECUTION AND DESPATCH

Despite the labour intensive assembly of any EXTREME rug, Lusotufu expect a despatch time from confirmation of order of between 4 to 6 weeks.

# EXTREME RUGS

are custom made rugs of any size, colour and pile taken from our standard carpet collection.

From the combination of differing carpet styles, a unique and personalised piece is created allowing the client to select design, colour and texture that fulfills their vision for the rug.

The **Extreme Rug** is versatile in its formation and finishes.

In recent years they have proven to be very successful but in order to reduce the complexity in pricing, we have developed a far simpler way to achieve an accurate price per rug. The client can select a more natural shape such as rectangular, square, circular and oval or a shape entirely of their own choosing.

## MAIN FACTORS

that determine the complexity level of the designs



- All prices include up to 4 colours, in the same material or in different materials.

For each extra color, an additional surcharge will apply to the final price.

- The standard prices are for square and rectangular rugs only. For more complex designs (circles, ovals etc) or very small sizes, please request a separate quotation.

- Rugs with an area of under 1.5m<sup>2</sup> and for treadmills (e.g. 70x600cm) please request a separate quote.










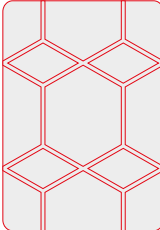











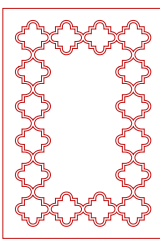
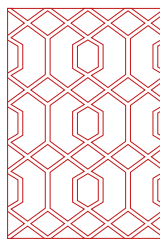













- For rugs over 18m<sup>2</sup>, an additional surcharge will apply to the final price.

- To cater for a Fold in the finish of each rug, add 10cms to the width and the length.

- The final price includes handling, cutting, carpet waste and packaging.

# COMPLEXITY LEVEL

EXAMPLES OF THE QUANTITIES OF JOINING POINTS  
FOR EACH TYPE OF DESIGN

							<p><b>LOW</b> COMPLEXITY</p>
							
							<p><b>MEDIUM</b> COMPLEXITY</p>
							
							<p><b>HIGH</b> COMPLEXITY</p>
							

# BINDING

## TYPE OF FINISHES

---

**YARN-OVERLOCK** - This is a classic finish by a sewing machine that creates an edge around the rug. The overlock yarn matches the rug colour and has an excellent resistance to use.

**PERLON** - is a versatile and attractive serging tape, sewn on with straight stitch on both sides of the rug and it comes in a vast range of colours and it has a good resistance to use.

**MICRO-OVERLOCK** - is a very discreet overlock finish stitched with a thin yarn around the rug. This is the same as YARN OVERLOCK but more discreet and thinner. In higher pile rugs this type of finish looks almost invisible.

**TAPE** - This type of finish presents a narrow polyester tape stitched around the rug. Available in a vast range of modern colours, the tape stitch remains visible on both sides of the rug.

**JUST** - Available in several colours, this finish presents a discreet narrow polyester tape sewed around the back of the rug, with no visible stitches and reinforced by a border placed behind the rug.

**INVISIBLE** - This type of rug finish is innovative and entirely invisible. It is achieved by placing an adhesive band on the back, leaving the rug with an aesthetically pleasing and modern look.

**FOLD** - This is the ideal option for customers that prefer comfort combined with design. The carpet is folded on the edges and a rug felt is applied on the back, providing extreme underfoot comfort.

The Fold finish looks very clean and it requires an increase of 10 cm extra (in width and in length) for folding the boundaries around the rug.

---

○ ..... **YARN-OVERLOCK**

○ ..... **PERLON**

○ ..... **MICRO-OVERLOCK**

○ ..... **TAPE**

○ ..... **JUST**

○ ..... **INVISIBLE**

○ ..... **FOLD**









CUSTOM-MADE | EXTREME RUGS

JUST



INVISIBLE



MICRO-OVERLOCK



JUST



# THE RIGHT DIMENSIONS For Your Rug or Runner

---

Some recommendations with reference to the measurement and dimensions you can use for your rugs based on location and usage.



## THE RIGHT DIMENSIONS For Your Rug or Runner

---

Equally as important as selecting the style, material and colour is matching the dimensions of your rugs for the location you have chosen.


The rug helps us to define areas, separate rooms and develop more perceptible space within your home, contributing significantly to the visual effect of the environment.

However an incorrect choice of measurement can have a detrimental effect so it is essential to accurately determine the size you require. The final decision is of course yours and to be helpful, may we offer you the following recommendations based on a selection of locations.

---

## LIVING ROOM

---




### CENTRAL RUG BETWEEN FURNITURE

---

Recommended for not too large a space, the rug is placed in front of the sofas and is aligned with the furniture in the room having regard for any permanent features such as fireplaces etc.

The rug should be at least the width of the sofa with an excess of 25 cm each side.




### RUG UNDERNEATH FURNITURE

---

Where a large rug is required, it allows the front legs of the furniture to be located approximately 15 to 20 cm inside the rug.

The weight of the furniture will hold the rug in place so that when rising up from the sofa, the rug will not wrinkle.



### LARGE RUGS THAT COVER MOST OF THE ROOM

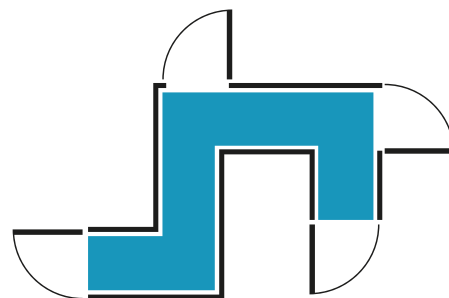
---

In the case of sizeable rooms, a large format rug is recommended to project the living space. This should be placed at least 15 cms away from the perimeter walls and other permanent fixtures.

Remember to take account of door clearance.

## RUNNERS

---




Leave the runner at least 5 cm from the perimeter walks and other permanent fixtures that exist as standard runner measurements are between 70-90 cm wide.

Remember to take account of door clearance




## DINING ROOM



### RECTANGULAR OR SQUARE TABLE

We recommend that rugs for the dining room be of a similar shape to your table. The rug should be large enough so that when you rise from the chair the back legs never sit outside the rug.

We suggest a minimum of 75 cm excess on each side of the table.



### CIRCULAR TABLE

Your rug should ideally resemble the same shape as the table and be large enough so that when you rise from the chairs they remain on the rug.

To do so we suggest a minimum excess of 75 cm on each side of the table.

## ENTRANCE RUG



Quite often this space is covered by the sweep of the door at the entrance to your home. You should therefore ensure that there is sufficient door clearance and that the door remains a sufficient barrier to outside influences. Place the rug at least 5 cm away from perimeters and other permanent fixtures.

## BEDROOM



### TRIPLET OF RUGS AROUND THE BED

It is important to have the same width or a slightly larger width rug than that of the front of the bed.

Calculate a minimum depth to the rug of between 50 and 80 cm depending on the space available at the foot of the bed.

Take into consideration the width of any piece of furniture around the bed such as bedside tables.

Leave a minimum width of 50 cm depending on the space you have next to the bed.

Remember that a smaller rug may be better suited to a narrower visible edge.



### “U” SHAPE

A variation of the previous concept is a custom U shaped rug. It is important to take into account the recommendations of the previous section.




### UNDERNEATH AND AROUND THE BED

This is suitable for larger bedrooms. We recommend that the rug also covers any auxiliary furniture that is around the bed and that it fits appropriate dimensions.

These rugs are better suited to a greater width of the visible edge. Remember if necessary to check all door clearances.

## OUTDOOR RUGS



It is most important that your chosen rug is suitable for outdoors and is resistant to wear by sunlight and water. Wherever you place your outdoor rug, on a porch, terrace or patio, please consider all relevant recommendations from previous locations.



---

Carpet | LES BEST  
Finish | JUST









Carpet | PERLA + SOFT FEELINGS  
Finish | PERLON



stufò®  
pets for life

Carpet | BERLIM  
Finish | JUST





Carpet | LES BEST  
Finish | JUST





Carpet | LES BEST  
Finish | PERLON







Carpet | **SOFT FEELINGS + JADE**  
Finish | **INVISIBLE**





Carpet | ONIX  
Finish | PERLON



Carpet | VENUS  
Finishing | PERLON



Carpet | LES BEST  
Finishing | JUST

Carpet | PERLA + FLORENÇA + LES BEST + PLUTO  
Finishing | INVISIBLE



Carpet | LES BEST  
Finishing | JUST





# A RUG WITH STYLE

---

**Extreme Rugs** can be designed and constructed in a vast combination of style and designs.

You select what you think to be the most appropriate for your home:

## **Contemporary**

**Striped**

**Triangular**

**Mosaic**

**Floral**

**Abstract**

**Kids**


**Logos**

**Letters**

**Numerical**




MAY WE INSPIRE YOU  
**WITH SOME EXAMPLES!**



LES BEST









LES BEST




BERLIM + LES BEST



SOFT FEELINGS + LES BEST




SOFT FEELINGS + JADE



PERLA + PLUTO



LES BEST



# TAKE A LOOK AT OUR INSPIRATIONAL GALLERY


---




EA01 LOW




EA02 MEDIUM




EA03 MEDIUM




EA04 MEDIUM



EA05 HIGH




EA06 MEDIUM



EA07 HIGH



EA08 HIGH




EA09 MEDIUM



EA10 HIGH




EA11 MEDIUM



EA12 HIGH




EA23 MEDIUM



EA14 HIGH




EA15 HIGH




EA16 MEDIUM







EA17 MEDIUM




EA18 MEDIUM




EA19 MEDIUM



EA20 MEDIUM




EA21 HIGH




EA22 HIGH




EA23 MEDIUM




EA24 MEDIUM




EA25 MEDIUM




EA26 HIGH



EA27 MEDIUM




EA28 MEDIUM




EA29 HIGH



EA30 HIGH




EA31 HIGH




EA32 HIGH



EA33 MEDIUM




EA34 MEDIUM




EA35 MEDIUM



EA36 HIGH




EA37 MEDIUM



EA38 MEDIUM




EA39 HIGH




EA40 MEDIUM




EA41 HIGH




EA42 MEDIUM




EA43 HIGH



EA44 HIGH




EA45 HIGH



EA46 HIGH



EA47 HIGH




EA48 HIGH



EA49 HIGH



EA50 MEDIUM



EA51 MEDIUM



EA52 HIGH




EA53 MEDIUM




EA54 HIGH




EA55 HIGH



EA56 HIGH



EA57 MEDIUM




EA58 HIGH




EA59 MEDIUM




EA60 MEDIUM




EA61 MEDIUM




EA62 LOW




EA63 MEDIUM




EA64 HIGH




EA65 LOW



EA66 LOW




EA67 LOW




EA68 MEDIUM



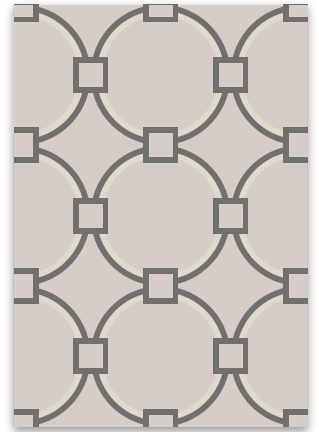
EA69 HIGH




EA70 LOW




EA71 MEDIUM




EA72 MEDIUM



EA73 HIGH




EA74 MEDIUM




EA75 MEDIUM



EA76 MEDIUM



EA77 MEDIUM



EA78 MEDIUM



EA79 HIGH




EA80 HIGH




EA81 MEDIUM



EA82 HIGH




EA83 HIGH




EA84 HIGH




EA85 HIGH




EA86 MEDIUM




EA87 HIGH



EA88 MEDIUM




EA89 MEDIUM




EA90 MEDIUM




EA91 HIGH



EA92 HIGH




EA93 MEDIUM



EA94 HIGH



EA95 HIGH




EA96 MEDIUM




EB01 HIGH




EB02 HIGH




EB03 LOW




EB04 MEDIUM



EB05 MEDIUM




EB06 HIGH




EB07 MEDIUM



EB08 HIGH




EB09 HIGH



EB10 HIGH



EB11 HIGH



EB12 HIGH



EB13 HIGH




EB14 HIGH




EB15 HIGH




EB16 HIGH




EB17 HIGH




EB18 HIGH



EB19 HIGH



EB20 HIGH




EB21 HIGH




EB22 HIGH




EB23 HIGH




EB24 HIGH




EB25 HIGH




EB26 HIGH




EB27 HIGH




EB28 HIGH




EB29 HIGH



EB30 HIGH




EB31 HIGH



EB32 HIGH




EB33 HIGH




EB34 HIGH



EB35 HIGH



EB36 HIGH



EB37 HIGH



EB38 HIGH



EB39 MEDIUM




EB40 MEDIUM




EB41 HIGH




EB42 HIGH




EB43 HIGH




EB44 HIGH




EB45 MEDIUM



EB46 MEDIUM




EB47 HIGH




EB48 HIGH







EB49 LOW



EB50 HIGH




EB51 HIGH



EB52 HIGH




EB53 MEDIUM



EB54 HIGH




EB55 HIGH



EB56 HIGH




EB57 MEDIUM



EB58 MEDIUM



EB59 HIGH




EB60 HIGH



EB61 HIGH




EB62 HIGH



EB63 HIGH



EB64 HIGH




EB65 HIGH



EB66 HIGH



EB67 HIGH



EB68 HIGH




EB69 HIGH



EB70 HIGH



EB71 HIGH



EB72 MEDIUM




EB73 HIGH



EB74 HIGH



EB75 HIGH



EB76 HIGH



EB77 LOW




EB78 HIGH



EB79 HIGH



EB80 HIGH



EB81 MEDIUM



EB82 MEDIUM



EB83 MEDIUM




EB84 HIGH



EB85 HIGH



EB86 HIGH




EB87 HIGH




EB88 HIGH




EB89 HIGH




EB90 HIGH




EB91 HIGH



EB92 HIGH



EB93 HIGH



EB94 HIGH



EB95 HIGH



EB96 HIGH



EB97 HIGH



EB98 HIGH



EB99 HIGH



EC01 HIGH



EC02 MEDIUM




EC03 HIGH



EC04 HIGH




EC05 HIGH



EC06 HIGH




EC07 MEDIUM



EC08 LOW



EC09 HIGH




EC10 HIGH




EC11 HIGH




EC12 HIGH




EC13 HIGH




EC14 HIGH




EC15 HIGH



EC16 HIGH




EC17 HIGH



EC18 HIGH



EC19 HIGH



EC20 HIGH



EC21 HIGH



EC22 MEDIUM




EC23 HIGH




EC24 HIGH




EC25 LOW



EC26 HIGH




EC27 MEDIUM




EC28 HIGH




EC29 MEDIUM



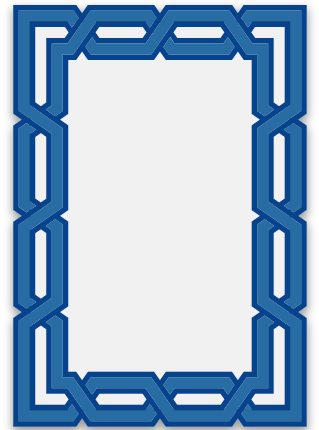
EC30 MEDIUM




EC31 MEDIUM



EC32 MEDIUM



EC33 MEDIUM



EC34 HIGH



EC35 HIGH



EC36 MEDIUM



EC37 MEDIUM



EC38 MEDIUM



EC39 MEDIUM



EC40 MEDIUM



EC41 HIGH



EC42 HIGH



EC43 HIGH



EC44 MEDIUM




EC45 MEDIUM




EC46 HIGH



EC47 MEDIUM



EC48 HIGH



EC49 LOW




EC50 HIGH




EC51 HIGH




EC52 HIGH




EC53 MEDIUM




EC54 HIGH



EC55 HIGH



EC56 HIGH



EC57 MEDIUM



EC58 MEDIUM



EC59 MEDIUM



EC60 MEDIUM



EC61 HIGH



EC62

MEDIUM



EC63

HIGH




EC64

HIGH




EC65

HIGH



EC66

HIGH




EC67

MEDIUM



EC68

HIGH




EC69

HIGH




EC70

LOW



EC71

HIGH



EC72

HIGH



EC73

HIGH



EX74

LOW




EC75

LOW



EC76


LOW




EC77

HIGH






EC78 MEDIUM




EC79 HIGH




EC80 MEDIUM




EC81 LOW



EC82 HIGH




EC83 MEDIUM



EC84 HIGH



EC85 LOW




EC86 MEDIUM




EC87 HIGH



EC88 MEDIUM



EC89 LOW



EC90 MEDIUM



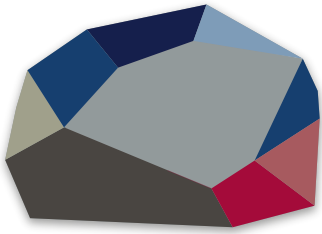
EC91 HIGH



EC92 MEDIUM




EC93 HIGH




EC94

LOW




EC95

LOW




EC96

HIGH




EC97

MEDIUM



EC98

HIGH



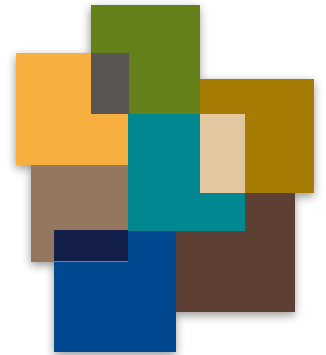
EC99

HIGH




ED01

MEDIUM




ED02

MEDIUM



ED03

LOW




ED04

MEDIUM




ED05

LOW



ED06

MEDIUM



ED07

LOW




ED08

LOW




ED09

LOW



ED10


LOW




ED11 LOW




ED12 LOW



ED13 LOW




ED14 MEDIUM



ED15 LOW




ED16 MEDIUM



ED17 LOW



ED18 LOW




ED19 LOW




ED20 LOW



ED21 LOW



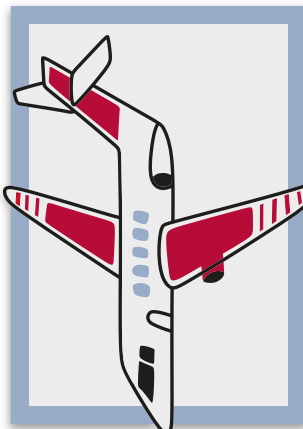
ED22 LOW



ED23 MEDIUM



ED24 MEDIUM




ED25 HIGH




ED26 HIGH



ED27 HIGH




ED28 HIGH



ED29 HIGH




ED30 HIGH



ED31 HIGH




ED32 MEDIUM




ED33 MEDIUM



ED34 LOW



ED35 LOW




ED36 LOW



ED37 HIGH



ED38 HIGH



ED39 LOW



ED40 LOW



ED41 LOW



ED42 HIGH



ED43

LOW




ED44

MEDIUM



ED45

MEDIUM




ED46

MEDIUM



ED47

HIGH



ED48

MEDIUM




ED49

LOW




ED50

LOW



ED51

HIGH



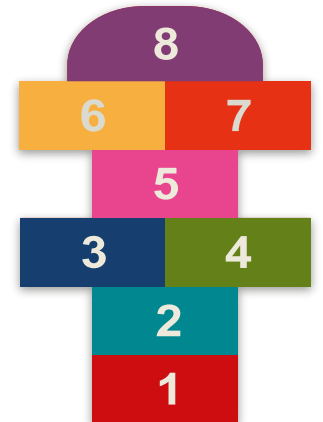
ED52

LOW



ED53

MEDIUM



ED54

MEDIUM




ED55

MEDIUM



ED56

LOW




ED57

LOW




ED58

MEDIUM




ED59 MEDIUM




ED60 MEDIUM



ED61 HIGH



ED62 MEDIUM



ED63 HIGH



ED64 HIGH



ED65 HIGH



ED66 HIGH




ED67 HIGH




ED68 HIGH




ED69 HIGH



ED70 HIGH




ED71 HIGH




ED72 HIGH



ED73 MEDIUM




ED74 HIGH



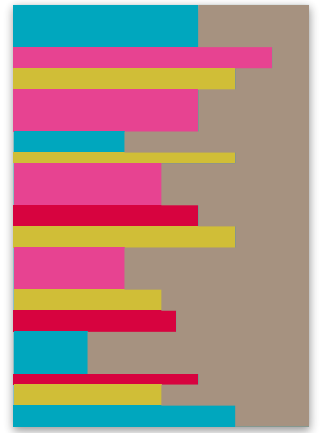
ED75 HIGH



ED76 HIGH



ED77 MEDIUM



ED78 HIGH



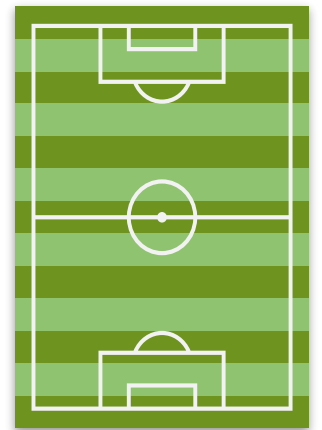
ED79 MEDIUM



ED80 HIGH



ED81 MEDIUM



ED82 HIGH




ED83 HIGH



ED84 HIGH



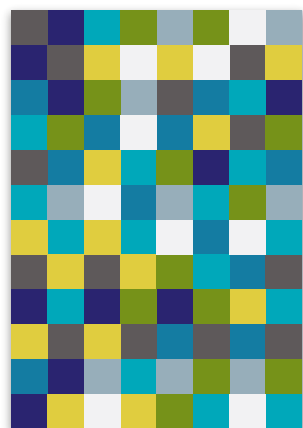
ED85 MEDIUM



ED86 MEDIUM



ED87 HIGH



ED88 HIGH



ED89 MEDIUM



ED90 HIGH



[www.lusotufos.pt](http://www.lusotufos.pt)  
[lusotufos@lusotufos.pt](mailto:lusotufos@lusotufos.pt)

Lusotufos S.A.  
Rua Olívia e Florindo Cantinho, 290  
3885-317 Cortegaça - Ovar - Portugal  
telef. | phone: (+351) 256 750 500  
fax: (+351) 256 750 504